







## How to Use: CG-1981-C Chem-Spin Scrapers, Rotary Tools

<p>1) Insert the Scraper Tool into the flask.</p> <p><u>Note:</u> Flasks used with scrapers must be free of cracks or chips.</p>		<p>2) Slide bushing over stainless steel shaft and into the joint of the flask.</p>	
<p>3) Insert the end of the Scraper Tool into chuck of the Motor. Lock the keyless chuck in place.</p>		<p>4) Pull trigger of the Scraper Motor to begin rotation. Raise and lower the Scraper Tool in the flask to scrape all areas of the flask. (Run Motor on High RPM setting).</p>	
<p>5) If settled solids interfere with scraping, empty into another vessel. Resume scraping.</p>		<p>6) Scraper Tools can be rinsed with: Acetone, EtOAc, DCM, or MeOH.</p>	



**NOTE:** Chem-spin tools must only be used with the correct corresponding flask size/capacity.